

LESSON PLAN

Who is Afraid of Mathematics?

Category:

Title of the activity: Math in business.

My birth date sign in an advertisement.

Year Group: 5

Teacher: Maruta Dudkina

Learning Objectives:

To review multiplication.

To use multiplication skills practically.

Creative expression.

To train ability to calculate costs for the sale item.

To exercise in creating an advertisement and to present it to the classmates.

Success Criteria:

Students are able to create their own sign based on their birth data.

Pupils freely manages the multiplication table.

Advertisements are creative and contain all the necessary information.

The production and sales costs of the goods are calculated.

Students convincingly present their work.

Resources:

2 A4 worksheets for each student provided by teacher.

Teacher's presentation "The meaning of signs in Latvian and other European cultures".

Pen, colour pencils.

Lesson Description (including context):

Activity is an excellent mixture of math, culture, creativity and business. Students review multiplication, creates their own design of the product, calculates expenses and makes advertisements.

Differentiation:

- Are students good enough in multiplication and calculating. Provide help if it is needed.
- Encourage students to be creative when they are making their own design and presenting their advertisement to the classmates.
- If students agree, make an exhibition with the most successful works.

Introduction:

Teacher presents information about the meaning of antique signs in Latvian culture and history and demonstrates information about using protection signs in other countries.

Students led by teacher find out that similar signs have been used in different countries and the main idea was to protect, to show cultural identity and to decorate.

Teacher invites students to create their own sign based on their birth dates.

Main Lesson:

1 Students make their own sign

1.1 Students write down their birth dates on the paper. Example– 23.06.2018.

1.2 According to the multiplication table, colour in it the numbers you have in your birth dates.

Picture 1 in Photos

1.3 Do the same in the big square and continue colouring as a symmetry.

Picture 2 in Photos

2 Students design a cup using their signs.

Picture 2 in Photos

3 Calculate the approximate cost of one finished cup

- price of the cup
- printing costs
- other expenses
- total

4 Students make an advertisement poster for their product and present it to the classmates.

Plenary:

Students are very interested in activity when it is something close to themselves. Students are very creative and make interesting decorations. Calculations is a challenge but it helps to master the basics of business.

Not all students are ready to present their work immediately, but with the encouragement of the teacher, they do it

Teacher: Maruta Dudkina (Social science)

PHOTOS

Picture 1

	1	2	3	4	5	6	7	8	9
1	1	2	3	4	5	6	7	8	9
2	2	4	6	8	10	12	14	16	18
3	3	6	9	12	15	18	21	24	27
4	4	8	12	16	20	24	28	32	36
5	5	10	15	20	25	30	35	40	45
6	6	12	18	24	30	36	42	48	54
7	7	14	21	28	35	42	49	56	63
8	8	16	24	32	40	48	56	64	72
9	9	18	27	36	45	54	63	72	81

Picture 2

[illegible]

Picture 3




Vārds, uzvārds Emmalda Stipina

Krūzīte ar savu individuālo raksta zīmi


Darba gaita:

- Individuālā raksta veidošana
 1. uzraksti savu dzimšanas datumu, mēnesi un gadu (piemēram 07.09.2004.);
 2. reizreizēnā tabulā iekrāso ciparu kombinācijas, kas ir dzimšanas datums;
 3. lielajā kvadrātā iekrāso atbilstošo rakstu, tad, ievērojot simetriju, iekrāso pārējo!

Dzimšanas dati: 16.07.2006.



2. Piedāvā krūzītes apdrukšanas variantu ar izveidoto rakstu!




Vārds, uzvārds Emmalda Stipina

Krūzīte ar savu individuālo raksta zīmi


Darba gaita:

- Individuālā raksta veidošana
 1. uzraksti savu dzimšanas datumu, mēnesi un gadu (piemēram 07.09.2004.);
 2. reizreizēnā tabulā iekrāso ciparu kombinācijas, kas ir dzimšanas datums;
 3. lielajā kvadrātā iekrāso atbilstošo rakstu, tad, ievērojot simetriju, iekrāso pārējo!

Dzimšanas dati: 16.07.2006.




2. Piedāvā krūzītes apdrukšanas variantu ar izveidoto rakstu!



3. Aprēķini vienas gatavās krūzītes aptuvenās izmaksas!

3.1. krūzītes cena	<u>1€</u>
3.2. raksta apdrukšanas izmaksas	<u>3,5€</u>
3.3. citas izmaksas	<u>50centi</u>
3.4. kopējās izmaksas	<u>5€</u>

4. Izveido reklāmas plakātu savam izstrādājumam!



3. Aprēķini vienas gatavās krūzītes aptuvenās izmaksas!

3.1. krūzītes cena	<u>2 euro</u>
3.2. raksta apdrukšanas izmaksas	<u>4 euro</u>
3.3. citas izmaksas	<u>kešāte 50 centi</u>
3.4. kopējās izmaksas	<u>6,50 euro</u>

4. Izveido reklāmas plakātu savam izstrādājumam!

